

PEDIGREE CHART

Theron S. Hall
815 East 400 North
Springville, Utah 84663

DATE _____

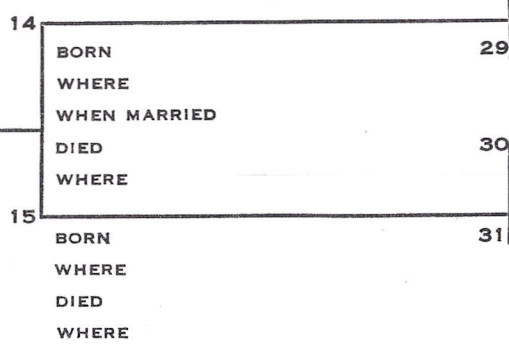
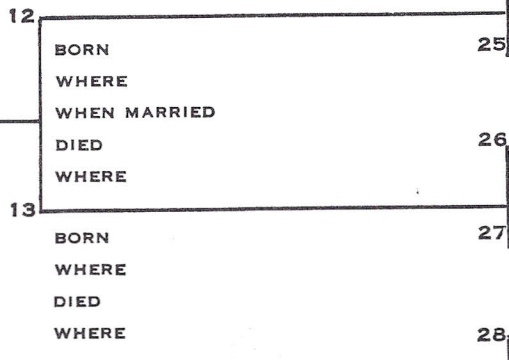
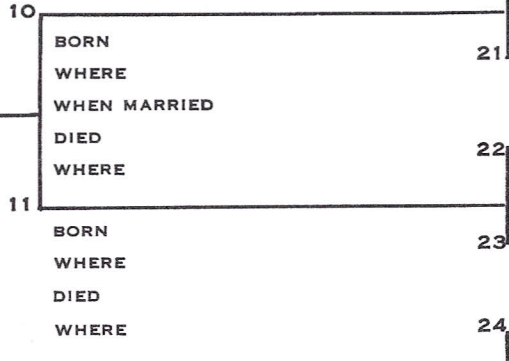
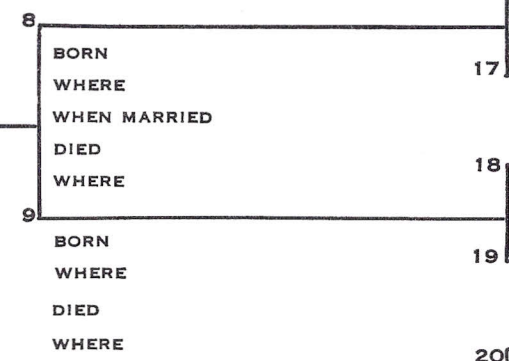

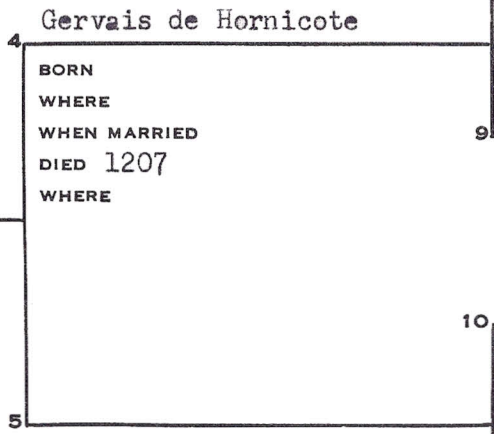
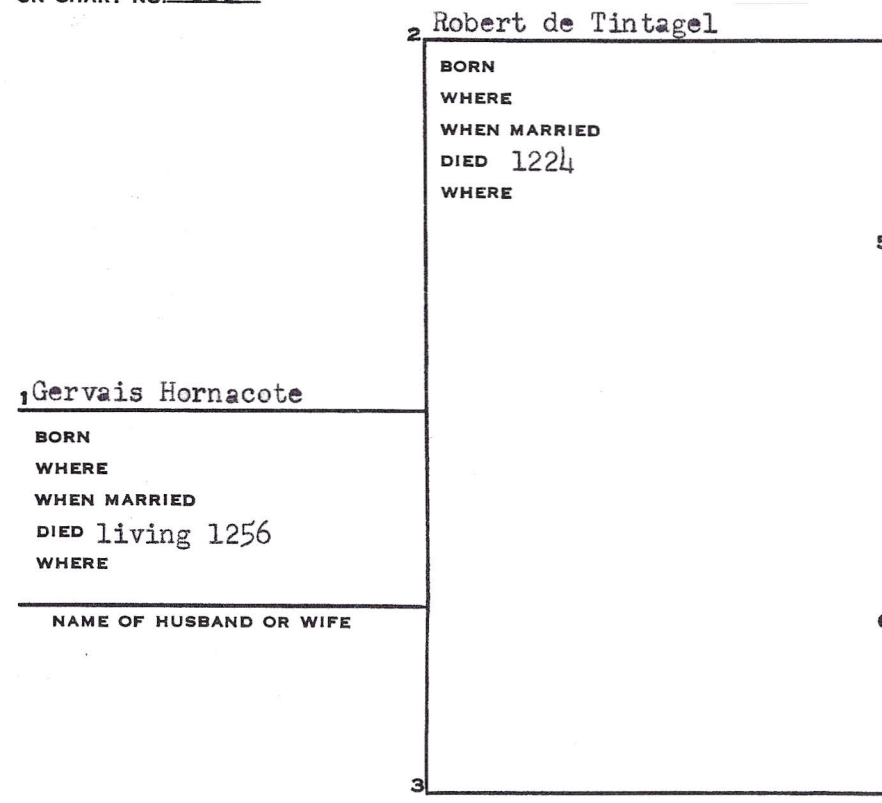
NAME OF PERSON SUBMITTING CHART _____

STREET ADDRESS _____

CITY _____ STATE _____

NO. 1 ON THIS CHART IS THE SAME PERSON AS NO. 26

ON CHART NO. 1333



16 ABOVE NAME CONTINUED ON CHART _____

17 ABOVE NAME CONTINUED ON CHART _____

18 ABOVE NAME CONTINUED ON CHART _____

19 ABOVE NAME CONTINUED ON CHART _____

20 ABOVE NAME CONTINUED ON CHART _____

21 ABOVE NAME CONTINUED ON CHART _____

22 ABOVE NAME CONTINUED ON CHART _____

23 ABOVE NAME CONTINUED ON CHART _____

24 ABOVE NAME CONTINUED ON CHART _____

25 ABOVE NAME CONTINUED ON CHART _____

26 ABOVE NAME CONTINUED ON CHART _____

27 ABOVE NAME CONTINUED ON CHART _____

28 ABOVE NAME CONTINUED ON CHART _____

29 ABOVE NAME CONTINUED ON CHART _____

30 ABOVE NAME CONTINUED ON CHART _____

31 ABOVE NAME CONTINUED ON CHART _____

GIVE HERE NAME OF RECORD OR BOOK WHERE THIS INFORMATION WAS OBTAINED. REFER TO NAMES BY NUMBER.
Sorley Pedigree, p 42(Q929.2 S068)